

LK HydronicGroup C/C 125

864



TECHNICAL DATA

Voltage	230 VAC 50/60 Hz
Power consumption	10-75 W depending on pump speed
Working temperature	Min. 5 °C/Max. 100 °C
Ambient temp.	Min. 5 °C/Max. 58 °C
Max. working pressure	1,0 MPa (10 bar)
Media	Water - Glycol mixture max. 50%
Thread standard	Rp - female thread, G - male thread
Circulating pump	Wilo PARA 25-180/6-43/SC-12 Wilo PARA 25-180/8-75/SC-12
Material, valve body	Brass EN 12165 CW617N
Material, insulation	Expanded Polypropylene EPP

LK HydronicGroup 864 is a pump group with a thermic loading valve LK 823 ThermoVar.

The pump group is intended to ensure both an optimal temperature stratification in the storage tank and high return temperature to the boiler, thus increasing the efficiency of the system.

LK HydronicGroup comprises a highly efficient circulation pump, insulation, wall mounting bracket and two ball valves with thermometer, of which the ball valve on the return side has an integrated check valve. In the variant where shunted supply is desired, a three-way shunt valve is included.

TECHNISCHE DATEN

Nennspannung	230 VAC 50/60 Hz
Leistungsaufnahme	10-75 W abhängig von Pumpendrehzahl
Arbeitstemperatur	Min. 5 °C/Max. 100 °C
Umgebungstemperatur	Min. 5 °C/Max. 58 °C
Max. Arbeitsdruck	1,0 MPa (10 bar)
Flüssigkeit	Wasser - Glykol max. 50%
Gewindenorm	Rp - Innengewinde, G - Aussengewinde
Umwälzpumpe	Wilo PARA 25-180/6-43/SC-12 Wilo PARA 25-180/8-75/SC-12
Material, Gehäuse	Messing EN 12165 CW617N
Material, Isolierung	Expandiertes Polypropylen EPP

LK HydronicGroup 864 ist eine Pumpengruppe mit einem thermischen Ventil LK 823 ThermoVar®. Die Pumpengruppe dient zur Rücklaufanhebung und sorgt dafür, dass eine optimale Temperaturschichtung im Pufferspeicher vorhanden ist. Dies erhöht die Effizienz der Heizanlage, verhindert Kondensation und Teerablagerungen, was die Lebensdauer des Heizkessels verlängert.

Die LK HydronicGroup besteht unter anderem aus einer hocheffektiven Zirkulationspumpe, Isolierung, Konsole für die Wandmontage sowie zwei Kugelventilen mit Thermometer. Das Kugelventil für die Rücklaufseite hat ein integriertes Rückschlagventil; falls eine Nebenversorgungsleitung gewünscht wird, ist die Ausführung mit einem Bypassventil versehen.

DONNÉES TECHNIQUES

Tension nominale	230 VAC 50/60 Hz
Puissance maxi chaudière	10-75 W suivant position circulateur
Température de service	Min. 5 °C/Max. 100 °C
Température d'ambiance	Min. 5 °C/Max. 58 °C
Pression de service max.	1,0 MPa (10 bar)
Fluide	Eau - Glycol max. 50%
Filetage standard	Rp - filetage femelle, G - filetage mâle
Circulateur	Wilo PARA 25-180/6-43/SC-12 Wilo PARA 25-180/8-75/SC-12
Matériau, corps de vanne	Laiton EN 12165 CW617N
Matériau, isolation	Polypropylène Expandé EPP

LK HydronicGroup 864 est un groupe de pompes avec une vanne de charge thermique LK 823 ThermoVar®.

Le groupe de pompes est destiné à garantir à la fois une répartition optimale de la température dans le réservoir accumulateur et une forte température de retour vers la chaudière, ce qui augmente l'efficacité de l'installation.

LK HydronicGroup comprend entre autres une pompe de circulation très efficace, une isolation, une console pour le montage mural, et deux robinets à boisseau sphérique avec un thermomètre, dont le robinet à boisseau sphérique du côté retour dispose d'un clapet antiretour ; dans la variante où l'on souhaite une alimentation shuntée, il y a une vanne de dérivation à trois voies.

DATI TECNICI

Voltaggio	230 VAC 50/60 Hz
Consumo	10-75 W secondo la velocità della pompa
Temperatura di esercizio	Min. 5 °C/Max. 100 °C
Temperatura ambiente	Min. 5 °C/Max. 58 °C
Pressione massima di esercizio	1,0 MPa (10 bar)
Fluidi	Acqua. Miscela Acqua - Glicole max. 50%
Filettatura standard	Rp - filettatura femmina, G - filettatura maschio
Pompa di ricircolo	Wilo PARA 25-180/6-43/SC-12 Wilo PARA 25-180/8-75/SC-12
Materiale, corpo valvola	Ottone EN 12165 CW617N
Materialie, isolante	Polipropilene Espanso EPP

LK HydronicGroup 864 è un gruppo pompa con una valvola anticondensa LK 823 ThermoVar®.

Il gruppo pompa è progettata per garantire un'ottimale stratificazione della temperatura nel sistema di accumulo e, contemporaneamente, garantire una elevata temperatura di ritorno verso la caldaia. Questo aumenta l'efficienza del sistema.

LK HydronicGroup comprende, fra l'altro, la pompa di ricircolo ad alta efficienza, l'isolamento, la staffa per montaggio a parete e due valvole a sfera con termometro, con la valvola a sfera sul lato di ritorno dotata di valvola di non ritorno integrata. Nella versione con mandata miscelata, comprende una valvola miscelatrice a tre vie.

TEKNILLISET TIEDOT

Jännite	230 VAC 50/60 Hz
Tehonkulutus	10-75 W pumpun nopeudesta riippuen
Käyttölämpötila	Min. 5 °C/Maks. 100 °C
Ympäristön lämpötila	Min. 5 °C/Maks. 58 °C
Maks. käyttöpain	1,0 MPa (10 bar)
Siirtoneste	Vesi - Glykolia maks. 50%
Kierrestandardi	Rp - sisäkierre, G - ulkokierre
Kiertovesipumput	Wilo PARA 25-180/6-43/SC-12 Wilo PARA 25-180/8-75/SC-12
Materiaali, venttiilipesä	Messinki EN 12165 CW617N
Materiaali, eriste	Paisutettu Polypropeeni EPP

LK HydronicGroup 864 -pumppuryhmään kuuluu LK 823 ThermoVar® terminen latausventtiili.

Pumppuryhmä varmistaa optimaalisen lämpökerrostumisen varaajasäiliössä ja korkean paluulämpötilan kattilaan, mikä suurentaa laitteiston hyötysuhdetta.

LK HydronicGroup koostuu mm. erittäin tehokkaasta kiertopumpusta, eristyksestä, seinäasennuskonsolista ja kahdesta kuula-venttiilistä, joissa on lämpömittari. Paluupuolen kuula-venttiilissä on integroitu suuntaventtiili. Shunttiin kytkentää varten olevassa versiossa on 3-teinen shuntti.

TEKNISK DATA

Spänning	230 VAC 50/60 Hz
Effektförbrukning	10-75 W beroende av pumphastighet
Arbetstemperatur	Min. 5 °C/Max. 100 °C
Omgivningstemperatur	Min. 5 °C/Max. 58 °C
Max. arbetstryck	1,0 MPa (10 bar)
Media	Vatten - Glykolinblandning max. 50%
Gängstandard	Rp - invändig gänga, G - utvändig gänga
Cirkulationspump	Wilo PARA 25-180/6-43/SC-12 Wilo PARA 25-180/8-75/SC-12
Material, venttilhus	Mässing EN 12165 CW617N
Material, isolering	Expanderad Polypropylen EPP

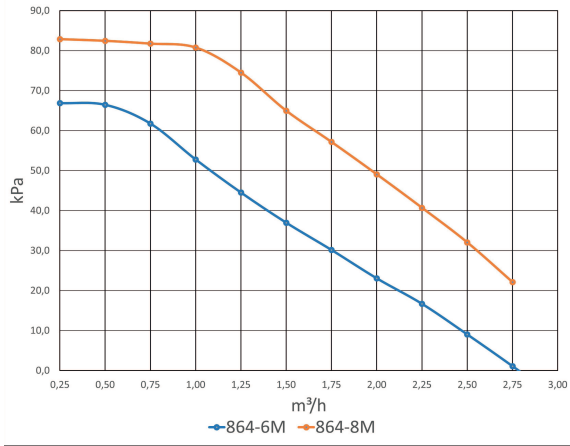
LK HydronicGroup 864 är en pumpgrupp med en termisk laddningsventil LK 823 ThermoVar®.

Pumpgruppen är avsedd att säkerställa både en optimal temperaturskiktning i ackumulatortanken och en hög returtemperatur till pannan, vilket höjer anläggningens verkningsgrad.

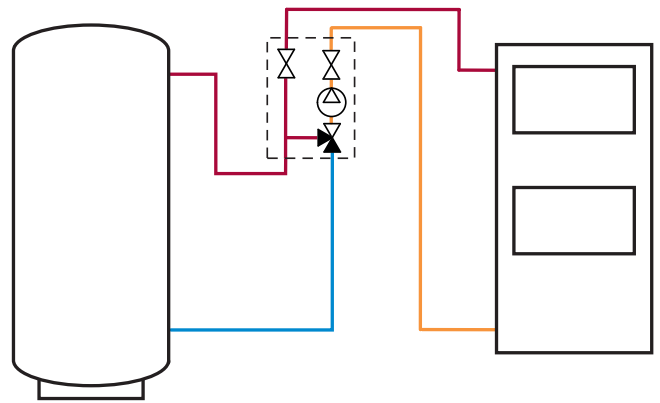
LK HydronicGroup består bland annat av högeffektiv cirkulationspump, isolering, konsol för väggmontage samt två kulventiler med termometer varav kulventil till retursidan har integrerad backventil, i variant där shuntad framledning önskas ingår en tre vägs shuntventil.



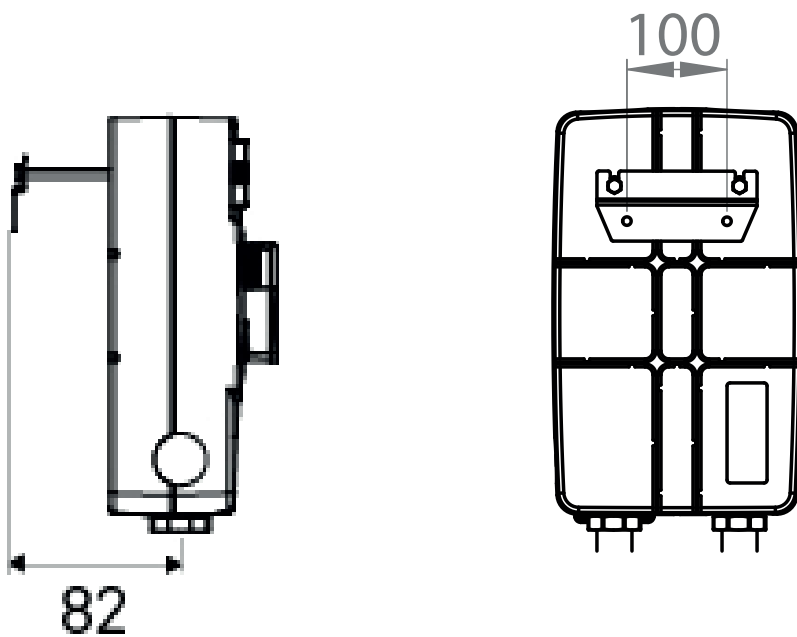
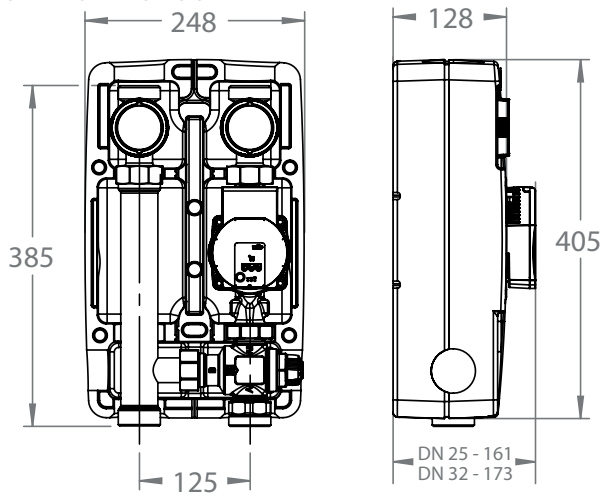
LK 864 - PUMP CHARACTERISTICS



LK 864 - PUMP GROUP WITH DIRECT SUPPLY








LK 864 - PUMP GROUP






LK 864 - RIGHT

LK 864 - LEFT



LK 864 - LEFT



Article no.	Article	Position
187203	Wilo PARA 25-180/8-75/SC-12 Circulating pump Umwälzpumpe Circulateur Pompa di ricircolo Kiertovesipumppu Cirkulationspump	1
187322	Wilo PARA 25-180/6-43/SC-12 Circulating pump Umwälzpumpe Circulateur Pompa di ricircolo Kiertovesipumppu Cirkulationspump	1
187323	Ballvalve, blue Kugelventil, Blau Robinet à bille, bleu Valvola a sfera, blu Palloventtiili, sininen Kulventil, blå	2
187324	Ballvalve, red Kugelventil, rot Robinet à bille, rouge Valvola a sfera, rossa Palloventtiili, punainen Kulventil, röd	2
187325	Bracket Konsole Console Collettore Konsoli Konsol	3
187326	EPP Insulation EPP Isolierung EPP Isolation EPP Isolmento EPP eriste EPP Isolering	4
187327	Mixing Valve Kvs 6,3 Mischer Kvs 6,3 Vanne mélangeuse Kvs 6,3 Valvola micelatrice meccanica Kvs 6,3 Sekoitusventtiili Kvs 6,3 Shuntventil Kvs 6,3	5
187328	Mixing Valve Kvs 10 Mischer Kvs 10 Vanne mélangeuse Kvs 10 Valvola micelatrice meccanica Kvs 10 Sekoitusventtiili Kvs 10 Shuntventil Kvs 10	5
187330	823 R Repair kit Einsatz Kit de rép. Kit di riparazione Korjaussarja Rep. sats	6

RESERVDELAR OCH TILLBEHÖR

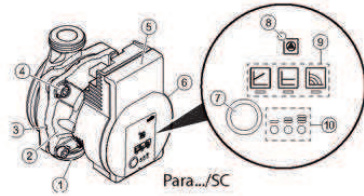


Wilo-Para Quick start guide



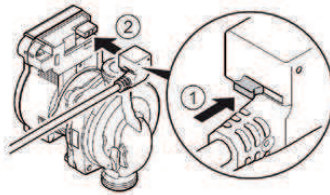
WILO-PARA SELF CONTROL / INSTALLATION

One push-button

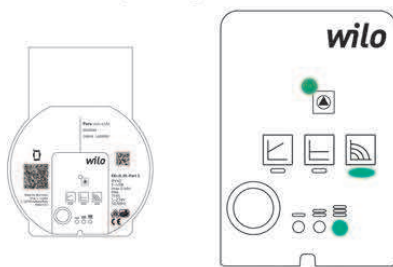


- 1 Pump housing with screwed connections
- 2 Glandless motor
- 3 Condensate drain openings (4x around circumference)
- 4 Housing screws
- 5 Control module
- 6 Rating plate
- 7 Green push button
- 8 Fault signal LED
- 9 Display for control mode ($\Delta p-v$, $\Delta p-c$, N constant)
- 10 Display for speed setting (I, II, III)

Electrical connection

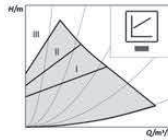


Standard factory setting



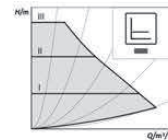
WILO-PARA SELF CONTROL / SETTING

Differential pressure variable $\Delta p-v$ (I, II, III)



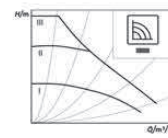
Recommended for two-pipe heating systems with radiators to reduce the flow noises at thermostatic valves.

Constant differential pressure $\Delta p-c$ (I, II, III)



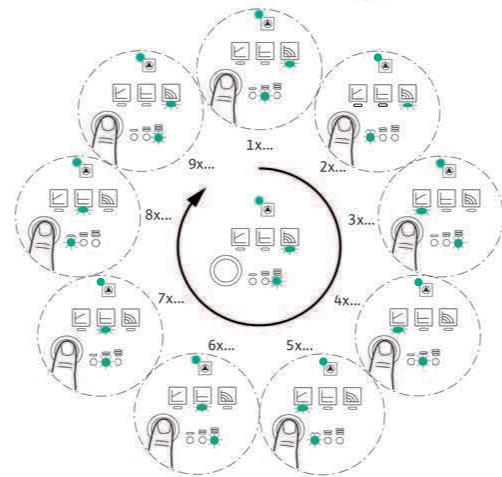
Recommended for underfloor heating or for large-sized pipes, applications without a variable pipe network curve (e.g. storage charge pumps) or single-pipe heating systems with radiators.

Constant speed (I, II, III)



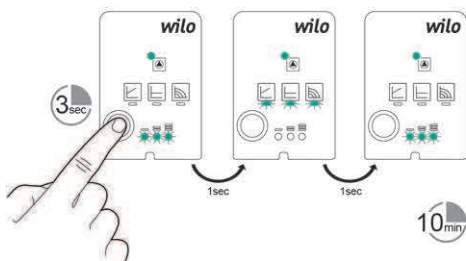
Recommended for systems with fixed system resistance requiring a constant volume flow and for replacement of AC pumps.

Push to change the pump setting

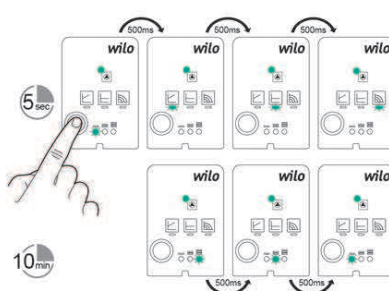


WILO-PARA SELF CONTROL / SMART FUNCTIONS

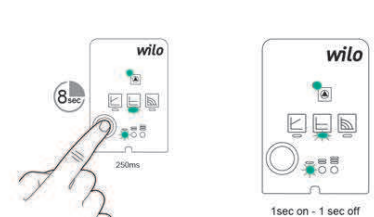
Air-venting mode



Manual restart



Lock & unlock





LK ARMATUR AB

www.lkarmatur.se

www.lkarmatur.com

LK ARMATUR DEUTSCHLAND GMBH

www.lkarmatur.de